

The MLA's 1993–94 Survey of PhD Placement: The Latest English Findings and Trends through Time

Bettina J. Huber

ADE Bulletin 112 (Winter 1995), pp. 40–51

ISSN: 0001-0898

CrossRef DOI: 10.1632/ade.112.40

Copyright © 1995 by The Association of Departments of English

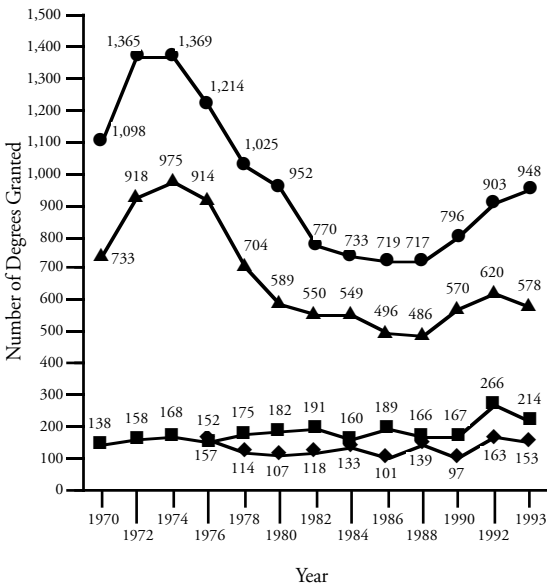
All material published by the The Association of Departments of English in any medium is protected by copyright. Users may link to the ADE Web page freely and may quote from ADE publications as allowed by the doctrine of fair use. Written permission is required for any other reproduction of material from any ADE publication.

Send requests for permission to reprint material to the ADE permissions manager by mail (26 Broadway, New York, NY 10004-1789), e-mail (permissions@mla.org), or fax (646 458-0030).

Figures

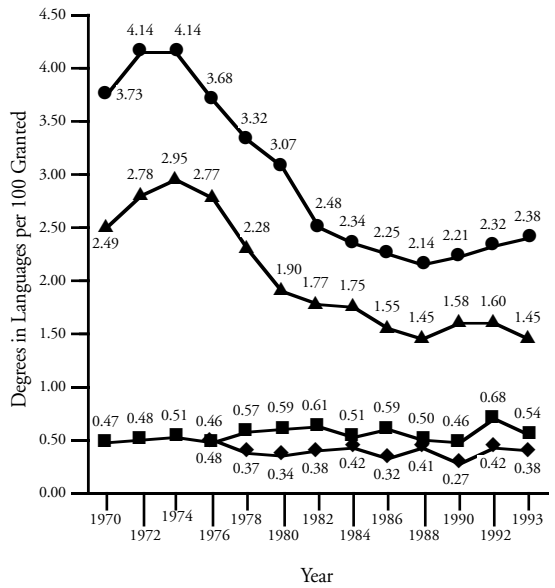
Bettina Huber

Figure 1
Number of PhDs Granted by Type of Language Program and Year



● English and American literature ■ Linguistics
▲ Foreign languages and literatures ◆ Comparative literature

Figure 2
PhDs Granted Annually by Each Type of Language Program per 100 PhDs Granted



● English and American literature ■ Linguistics
▲ Foreign languages and literatures ◆ Comparative literature

Figure 3
MLA and NRC Estimates of Number of PhDs Granted in English and American Language Language and Literature

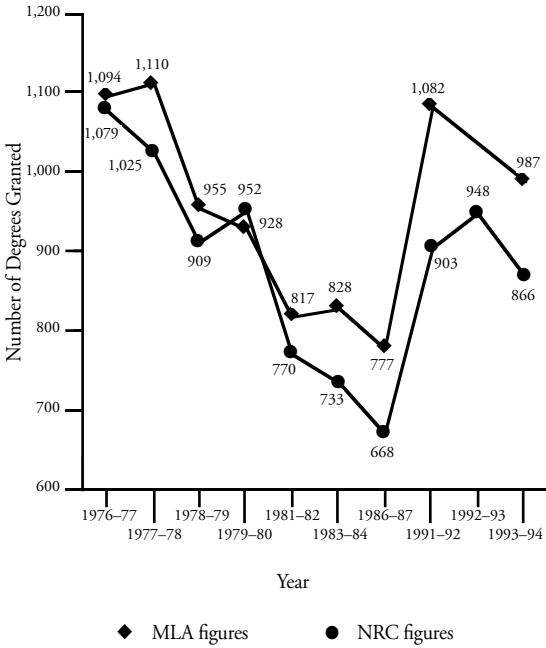


Figure 4
Number of English PhDs Granted Men and Women by Year

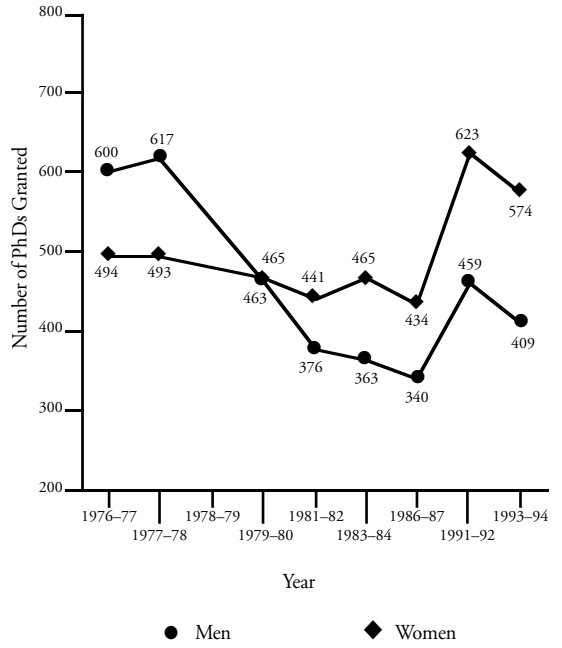


Figure 5
Number of English PhDs Remaining in the United States by Race or Ethnic Group and by Year

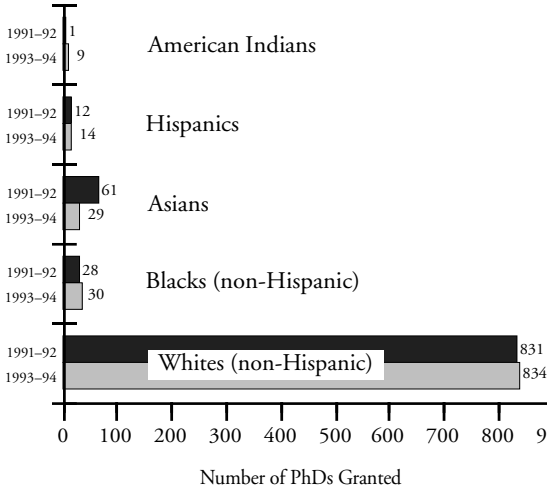


Figure 7
Percentage of English PhDs Selected in Employment-Status Groupings (1986-94)

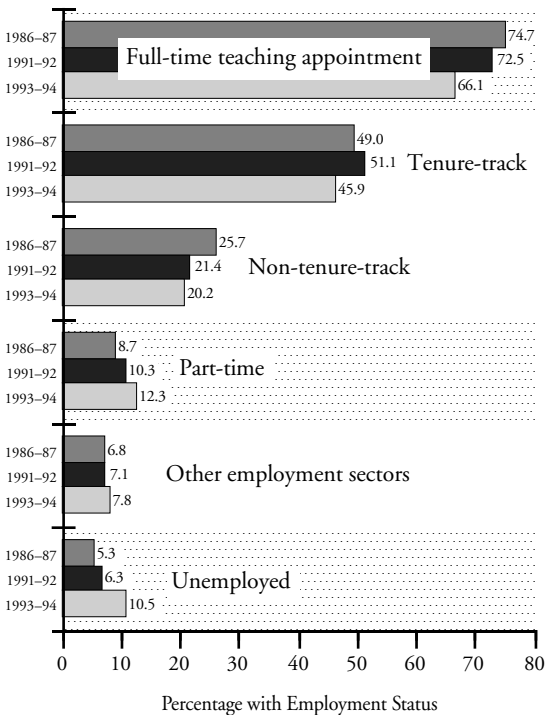


Figure 6
Percentage of English PhDs Selected in Employment-Status Groupings (1977-84)

